

WHAT IS A POP-UP?

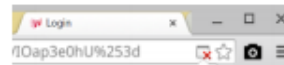
A pop-up is a display area (usually a small window) that suddenly appears (“pops-up”) in the foreground of the current window. Depending on your browser security settings, pop-ups may be blocked for certain sites. Your browser will normally notify you if this occurs, although sometimes you may simply experience no action when you click on a button.

When you click on...



you may experience the following:

In Chrome...



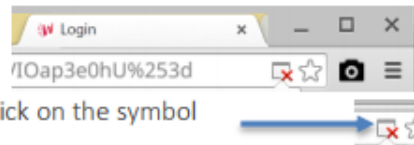
In Internet Explorer...



In Safari...

ENABLE POP-UPS IN CHROME

If you notice a small red cross in the URL window of your browser when you click on a link on a page:




Step 1: Click on the symbol

Step 2: Select “Always allow pop-ups from woolworths.com.au...”

Step 3: Select “Finished”

If you need to access your setting for pop-ups at any time go to:

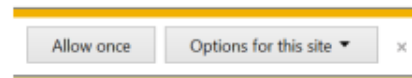
- Chrome Menu 
- Choose Settings
- Choose “Show advanced settings”
- Under “Privacy”, click the Content Settings button
- Under Pop-Ups – you can choose to “Allow all sites to show pop-ups”, or you can manage the exception by adding [https://\[*\].woolworths.com.au](https://[*].woolworths.com.au) to the exception list.

ENABLE POP-UPS IN INTERNET EXPLORER

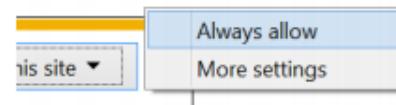
If you notice this message when you click on a link on a page:




Step 1: Click on “Options for this site”



Step 2: Click on “Always allow” to permit any pop-ups from an authorized woolworths.com.au site.



If you need to access your setting for pop-ups at any time go to:

- IE Settings 
- Choose the Privacy tab
- Click on “Settings” in the section labelled Pop-up blockers

You can then add or limit pop-ups from any sites from this section.

ENABLE POP-UPS IN SAFARI FOR iPad and iPhone

If you notice this message when you click on a link on a page:


Step 1: Navigate to Settings for your device




Step 2: Scroll to find the settings for Safari and click the Safari icon.



Step 3: Scroll to the pop-ups switch and make sure the “Block Pop-ups” switch is in the “OFF” position.



You can also use Advanced settings to manage pop-ups specifically for *.woolworths.com.au



For other browsers, you will need to use your search engine to look for help on “pop-up blockers” for your specific browser